

Scaled data based on original data using
LM-79-08 Approved Method: Electrical and Photometric Measurements of Solid-
State Lighting Products

Test Report Prepared for
Cooper Lighting Solutions
(formerly Eaton)

Brand: McGRAW-EDISON

Report Number: P387060

Luminaire Tested: **GWC-SA2D-735-U-SL4-HSS**

Issue Date: 3/3/2020

Test Information

Test Method: LM-79-08
Report Number: P387060
TEST IS SCALED FROM IESNA LM-79-08 TEST DATA (G2-1903-205-25)
Test Lab: INNOVATION CENTER
Issue Date: 3/3/2020
Manufacturer: COOPER LIGHTING SOLUTIONS (FORMERLY EATON)
Product Line: MCGRAW-EDISON
Catalog Number: GWC-SA2D-735-U-SL4-HSS
Description: GALLEON WALL LUMINAIRE
(2) 70 CRI, 3500K, 1200mA LIGHTSQUARES WITH 16 LEDS EACH AND TYPE IV
SPILL LIGHT ELIMINATOR OPTICS WITH HOUSE SIDE SHIELD
Light Source: -
Ballast/Driver: ELECTRONIC DRIVER

Summary

Lumens per Lamp: N/A
Luminaire Lumens: 12346.5 lumens
Efficiency: N/A
Efficacy: 95.7 lumens/watt
Luminous Opening: Rectangular (W 1' x L: 0.5' x H: 0')
IES Classification: Type IV - Short
BUG Rating: B1 - U0 - G3

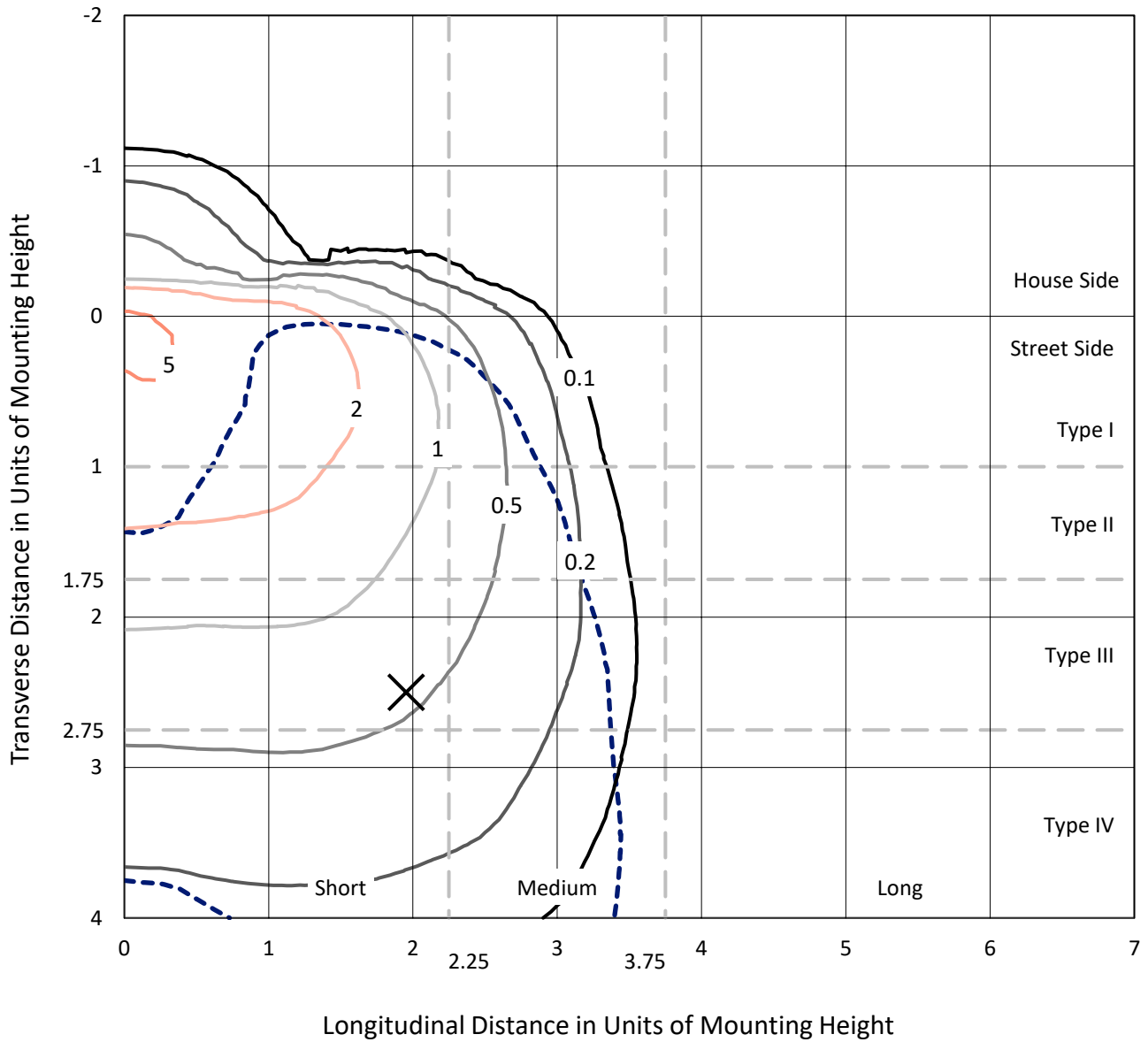
Input Watts (W): 129
Input Voltage (V): NR
Input Current (Ain): NR
Voltage Rise (V): NR
Power Factor: NR
Total Harmonic Distortion (THDi): NR
Frequency (hertz): 60
Stabilization Time: NR
Operation Time: NR
Ambient Temperature (°C): NR
Test Distance: 24 FT



REPORT NUMBER: P387060
 CATALOG NUMBER: GWC-SA2D-735-U-SL4-HSS

Iso-Footcandle Lines of Horizontal Illumination

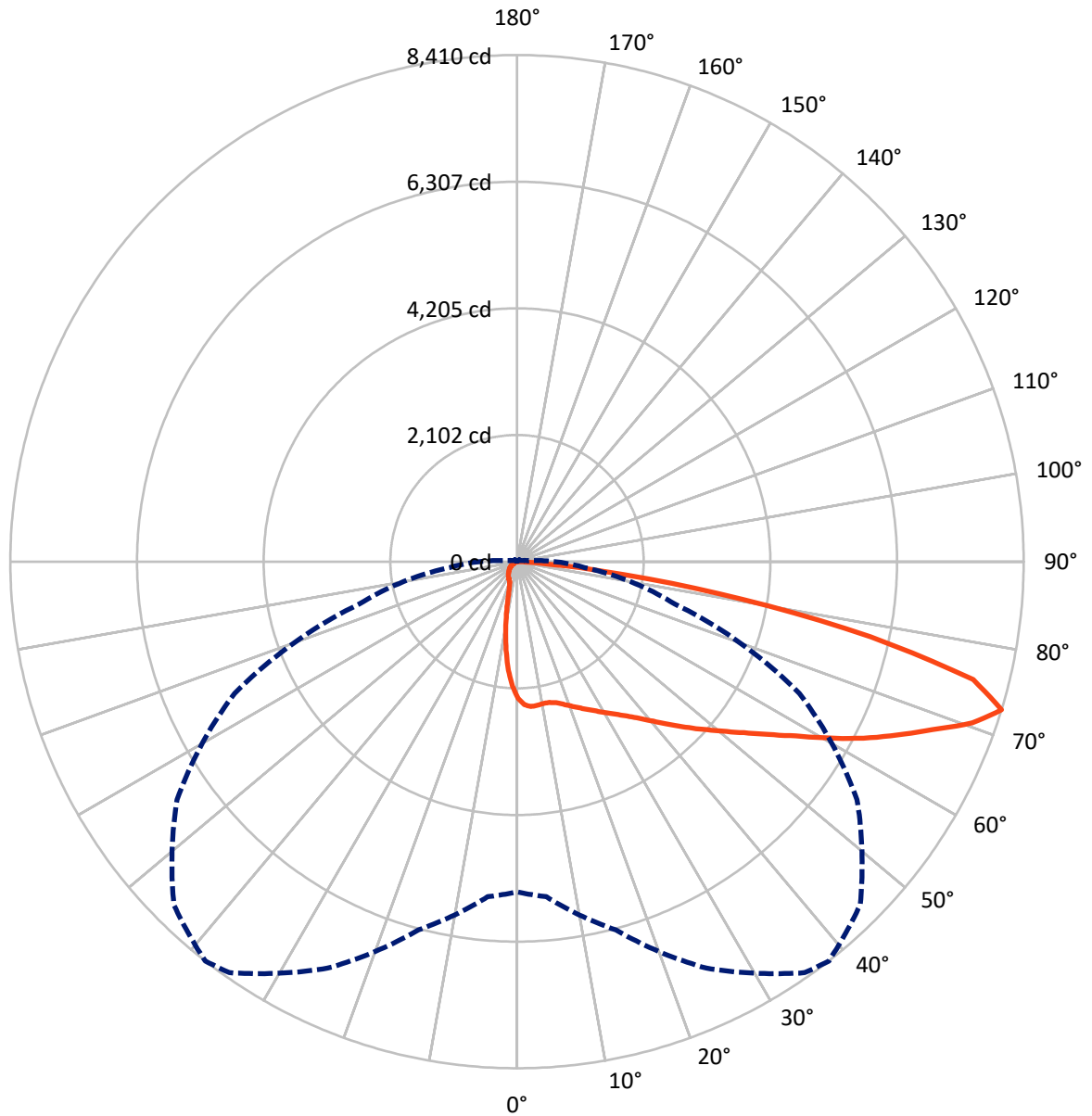
✕ Max cd
 - - - 1/2 Max cd



Based on 20 foot mounting height. Maximum calculated value = 6 fc
 Type IV - Short - N/A

REPORT NUMBER: P387060
CATALOG NUMBER: GWC-SA2D-735-U-SL4-HSS

Luminous Intensity Polar Plot



— Vertical Plane Through 38-Deg Lateral - - - Horizontal Cone Through 72.5-Deg Vertical

REPORT NUMBER: P387060

CATALOG NUMBER: GWC-SA2D-735-U-SL4-HSS

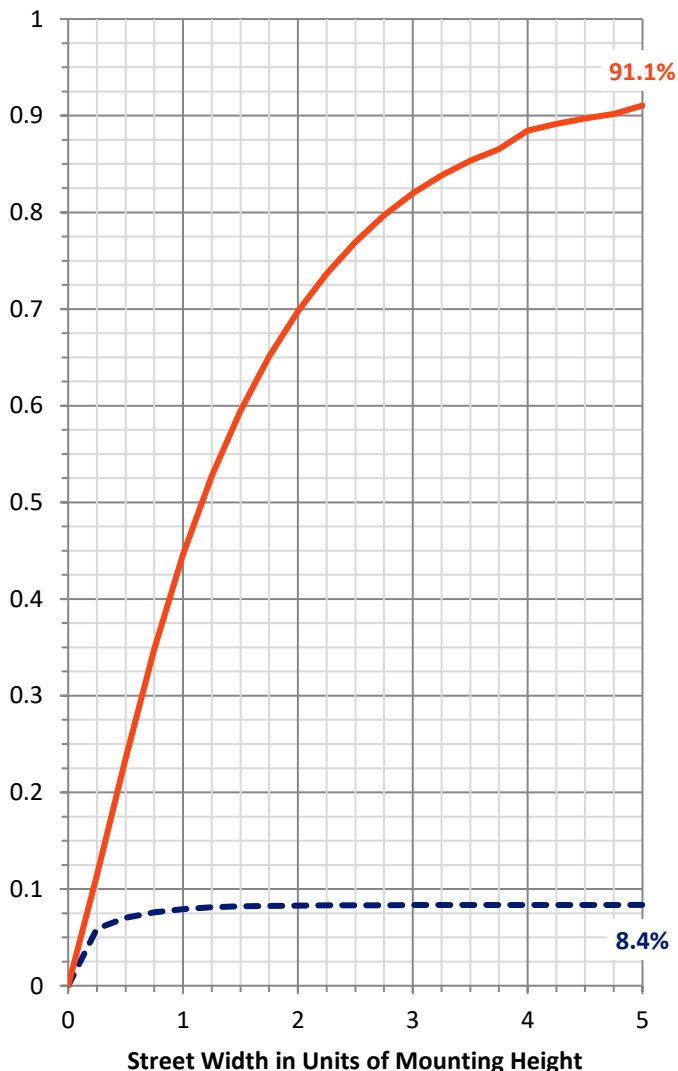
FLUX DISTRIBUTION:

		Downward	Upward	Total
House Side	Lumens	1039.0	0.0	1039.0
	% Fixture	8.4	0.0	8.4
Street Side	Lumens	11307.5	0.0	11307.5
	% Fixture	91.6	0.0	91.6
Total	Lumens	12346.5	0.0	12346.5
	% Fixture	100.0	0.0	100.0

ZONAL LUMENS:

Zone	Lumens	% Fixture
0°-10°	193.5	1.6
10°-20°	473.1	3.8
20°-30°	752.5	6.1
30°-40°	1131.3	9.2
40°-50°	1725.9	14.0
50°-60°	2439.2	19.8
60°-70°	3059.6	24.8
70°-80°	2287.7	18.5
80°-90°	283.7	2.3
90°-100°	0.0	0.0
100°-110°	0.0	0.0
110°-120°	0.0	0.0
120°-130°	0.0	0.0
130°-140°	0.0	0.0
140°-150°	0.0	0.0
150°-160°	0.0	0.0
160°-170°	0.0	0.0
170°-180°	0.0	0.0
0°-90°	12346.5	100.0
0°-180°	12346.5	100.0

Coefficient of Utilization



REPORT NUMBER: P387060

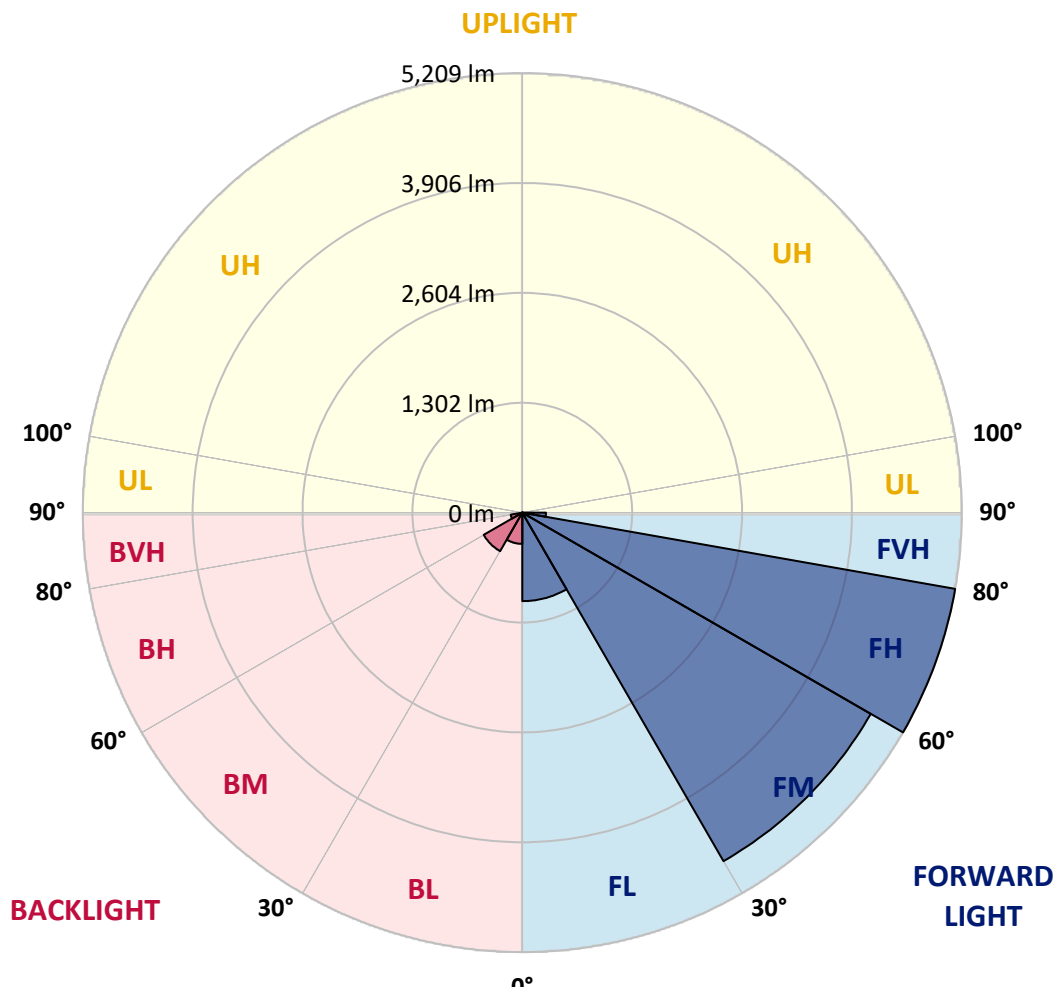
CATALOG NUMBER: GWC-SA2D-735-U-SL4-HSS

LUMINAIRE CLASSIFICATION SYSTEM LUMEN TABLE AND BUG RATING:

Zone	Lumens	% Fixture	Zone Rating/Lumen Limit		
			B	U	G
FL (0°-30°)	1049.2	8.5			
FM (30°-60°)	4768.7	38.6			
FH (60°-80°)	5208.5	42.2			G3/7500
FVH (80°-90°)	281.0	2.3			G3/500
BL (0°-30°)	370.0	3.0	B1/500		
BM (30°-60°)	527.6	4.3	B1/1000		
BH (60°-80°)	138.8	1.1	B1/500		G1/500
BVH (80°-90°)	2.6	0.0			G0/10
UL (90°-100°)	0.0	0.0		U0/0	
UH (100°-180°)	0.0	0.0		U0/0	

BUG Rating: B1-U0-G3

Type IV Short





REPORT NUMBER: P387060

CATALOG NUMBER: GWC-SA2D-735-U-SL4-HSS

CANDELA DISTRIBUTION (FULL):

	0°	5°	15°	25°	35°	38°	45°	55°	65°	75°	85°
0°	2270.5	2270.5	2270.5	2270.5	2270.5	2270.5	2270.5	2270.5	2270.5	2270.5	2270.5
2.5°	2409.9	2410.5	2404.8	2395.5	2383.8	2377.6	2367.4	2351.0	2333.5	2302.3	2268.4
5°	2459.1	2459.1	2452.0	2439.7	2420.7	2415.1	2395.5	2369.4	2333.5	2282.8	2225.9
7.5°	2454.1	2455.1	2445.3	2432.5	2413.5	2408.4	2384.8	2355.6	2311.0	2249.5	2176.7
10°	2427.4	2429.9	2422.2	2416.1	2398.6	2393.0	2370.9	2341.7	2297.1	2231.5	2147.9
12.5°	2400.2	2402.8	2405.3	2411.0	2400.2	2398.2	2380.7	2356.1	2313.5	2245.3	2151.0
15°	2382.8	2387.9	2406.4	2428.4	2431.0	2428.9	2417.6	2394.5	2351.5	2280.8	2173.0
17.5°	2382.8	2390.9	2429.5	2471.5	2486.4	2487.9	2478.1	2445.8	2394.5	2318.7	2193.6
20°	2402.8	2414.1	2474.1	2533.5	2558.2	2558.2	2539.2	2494.0	2434.1	2353.0	2207.4
22.5°	2454.1	2468.9	2544.3	2613.0	2639.1	2633.5	2607.9	2542.2	2475.0	2392.0	2224.9
25°	2555.1	2566.3	2644.8	2714.0	2729.9	2717.1	2684.8	2600.7	2527.3	2444.8	2256.6
27.5°	2685.3	2686.9	2767.8	2826.3	2816.6	2807.8	2767.4	2674.0	2602.8	2520.2	2311.5
30°	2828.3	2828.3	2899.6	2944.2	2914.5	2907.3	2866.8	2762.8	2699.2	2622.7	2389.4
32.5°	2966.8	2972.9	3030.9	3059.0	3025.8	3018.6	2979.1	2875.0	2827.3	2779.1	2511.0
35°	3100.7	3105.3	3160.1	3175.5	3143.7	3145.7	3117.6	3029.4	3011.4	3005.2	2694.0
37.5°	3230.4	3231.3	3287.2	3297.0	3281.1	3298.6	3301.1	3223.2	3256.5	3306.2	2952.0
40°	3348.8	3349.8	3405.2	3430.3	3457.5	3480.1	3500.1	3458.6	3568.8	3684.1	3259.0
42.5°	3443.6	3454.4	3524.7	3572.3	3644.1	3687.2	3741.6	3739.5	3940.5	4113.8	3630.3
45°	3527.2	3545.6	3643.6	3727.2	3850.3	3919.0	4004.1	4070.8	4358.9	4592.2	4006.1
47.5°	3637.4	3654.9	3766.7	3903.6	4067.7	4157.9	4298.9	4443.1	4818.9	5061.9	4373.3
50°	3792.8	3785.1	3895.4	4091.8	4302.5	4421.0	4622.0	4837.8	5275.2	5471.1	4589.1
52.5°	3958.4	3955.4	4037.0	4296.3	4579.4	4717.8	4983.5	5246.0	5711.5	5753.1	4688.1
55°	4163.6	4141.5	4210.2	4529.7	4908.1	5056.8	5369.6	5650.0	6059.2	5912.1	4737.8
57.5°	4378.4	4342.0	4407.6	4789.6	5278.8	5454.7	5797.2	6043.8	6290.5	6020.8	4737.4
60°	4600.4	4557.4	4635.3	5114.7	5739.2	5942.8	6260.7	6309.9	6506.3	6075.6	4702.4
62.5°	4786.0	4760.4	4876.3	5462.4	6253.5	6453.5	6610.9	6552.0	6688.4	6118.2	4621.0
65°	4982.5	4984.0	5171.1	5867.9	6800.2	6935.0	6948.3	6865.7	6840.7	6109.4	4345.1
67.5°	5248.0	5272.6	5584.9	6418.7	7331.9	7436.0	7434.9	7205.7	6951.9	5762.8	3733.3
70°	5529.0	5587.0	6061.8	7048.8	7912.3	8017.9	7963.6	7422.2	6545.8	4659.9	2642.2
72.5°	5481.8	5582.3	6326.8	7446.2	8329.1	8409.6	8056.3	6890.4	5173.7	2708.4	1125.0
75°	4229.2	4345.5	5801.3	7052.4	7891.8	7819.5	6922.2	5361.9	2827.3	755.8	253.3
77.5°	2234.1	2296.1	3832.4	5372.7	6153.6	6002.3	4876.3	2974.5	861.9	187.1	113.9
80°	1170.1	1184.5	1670.1	3048.3	3798.0	3799.0	2889.9	1306.5	355.4	95.9	76.4
82.5°	626.6	638.9	882.5	1408.5	1990.0	1803.8	1106.5	718.9	206.7	54.4	73.4
85°	150.8	153.3	500.4	643.5	782.4	558.9	328.7	603.5	55.9	31.8	59.5
87.5°	58.0	59.0	185.6	278.4	199.4	129.3	153.9	225.1	7.1	12.3	9.2
90°	0.0	0.0	0.0	0.0	0.0	0.0	0.0	0.0	0.0	0.0	0.0



REPORT NUMBER: P387060
 CATALOG NUMBER: GWC-SA2D-735-U-SL4-HSS

CANDELA DISTRIBUTION (continued):

	90°	95°	105°	115°	125°	135°	145°	155°	165°	175°	180°
0°	2270.5	2270.5	2270.5	2270.5	2270.5	2270.5	2270.5	2270.5	2270.5	2270.5	2270.5
2.5°	2247.9	2234.5	2201.8	2160.2	2123.3	2096.6	2056.6	2030.5	2013.0	2012.6	2005.9
5°	2191.0	2163.8	2093.1	2009.0	1932.5	1863.9	1782.9	1718.7	1671.1	1663.4	1646.9
7.5°	2130.0	2085.4	1976.7	1845.4	1717.2	1587.0	1435.7	1341.8	1261.4	1222.9	1218.8
10°	2092.5	2030.0	1875.7	1685.9	1484.9	1273.2	1075.2	938.4	839.3	811.2	790.1
12.5°	2084.9	2002.3	1797.7	1536.2	1249.1	969.1	750.2	604.5	525.6	500.4	493.7
15°	2092.5	1989.4	1732.1	1388.0	1010.1	687.6	503.5	418.9	389.2	382.0	381.5
17.5°	2097.2	1974.1	1657.7	1223.5	778.4	491.2	385.6	361.0	356.4	355.8	356.9
20°	2096.6	1950.6	1569.1	1039.9	578.9	386.1	348.7	343.5	342.5	343.1	342.5
22.5°	2093.1	1922.8	1471.6	850.6	437.4	345.0	332.7	329.7	329.2	329.2	329.2
25°	2099.7	1900.8	1364.5	669.7	360.4	326.2	318.5	315.8	315.4	315.4	314.3
27.5°	2123.8	1888.5	1247.0	515.4	325.6	309.2	303.0	302.5	301.0	300.5	301.5
30°	2162.8	1888.5	1118.3	400.9	304.6	291.8	287.2	286.1	285.6	285.1	285.6
32.5°	2231.5	1902.8	977.8	333.3	284.5	272.2	269.2	270.7	269.2	269.2	269.2
35°	2355.6	1945.9	830.7	290.7	263.6	253.3	250.3	252.3	251.3	251.3	250.7
37.5°	2536.6	2025.9	682.5	265.1	245.1	234.3	230.2	233.3	232.3	232.3	231.7
40°	2757.1	2142.3	541.5	245.7	227.1	215.9	212.3	213.8	211.3	211.3	212.3
42.5°	3029.4	2290.0	418.4	226.7	209.2	198.4	196.4	194.8	190.2	187.7	188.2
45°	3331.8	2443.7	326.2	208.2	192.3	183.6	180.5	176.4	168.7	163.5	164.1
47.5°	3602.1	2562.2	265.1	190.2	176.9	170.2	165.6	157.9	146.6	140.5	141.0
50°	3744.1	2580.1	225.6	172.3	162.5	155.8	149.2	137.4	124.1	117.4	117.0
52.5°	3780.5	2496.1	196.4	155.8	148.1	140.5	131.8	115.9	101.0	93.8	92.8
55°	3793.8	2367.9	170.2	140.5	132.8	124.1	112.8	94.9	81.0	73.8	73.4
57.5°	3749.8	2176.7	149.7	126.6	117.4	106.6	92.8	75.9	62.6	56.9	56.9
60°	3651.8	1917.7	133.9	111.8	101.5	89.2	74.9	59.0	46.7	42.1	42.1
62.5°	3456.5	1582.3	118.9	96.4	86.6	73.8	60.5	44.6	32.8	30.2	30.8
65°	3087.8	1200.4	104.1	82.6	73.8	61.1	47.2	31.8	22.1	22.1	23.1
67.5°	2518.1	833.7	88.7	70.3	63.6	49.7	35.9	22.1	15.4	17.5	19.4
70°	1667.0	467.6	75.9	58.0	54.4	39.5	26.7	14.8	12.3	16.4	20.0
72.5°	629.1	182.1	63.6	46.7	47.2	30.2	19.0	11.3	11.3	17.9	23.6
75°	175.4	89.2	45.7	34.4	36.9	22.1	13.8	9.8	10.8	20.5	27.7
77.5°	103.1	65.7	29.8	20.0	25.1	15.4	9.2	7.7	9.2	17.5	26.7
80°	83.0	34.9	17.5	10.2	13.8	8.7	6.2	4.6	2.5	6.7	13.8
82.5°	83.0	21.0	8.2	7.1	7.1	4.6	3.1	2.1	0.5	0.0	3.6
85°	55.9	8.7	5.2	4.6	3.6	1.5	1.0	0.5	0.0	0.0	0.0
87.5°	9.2	3.6	2.1	1.0	0.5	0.0	0.0	0.0	0.0	0.0	0.0
90°	0.0	0.0	0.0	0.0	0.0	0.0	0.0	0.0	0.0	0.0	0.0

Signify Classified - Internal
Cooper Lighting Solutions Photometric Lab
1121 Highway 74 South
Peachtree City, GA 30269

Scaled Data Report



Report Generated By 670245982

Signify Classified - Internal
Cooper Lighting Solutions Photometric Lab
1121 Highway 74 South
Peachtree City, GA 30269

Scaled Data Report



Signify Classified - Internal
Cooper Lighting Solutions Photometric Lab
1121 Highway 74 South
Peachtree City, GA 30269

Scaled Data Report



Signify Classified - Internal
Cooper Lighting Solutions Photometric Lab
1121 Highway 74 South
Peachtree City, GA 30269

Scaled Data Report



Signify Classified - Internal
Cooper Lighting Solutions Photometric Lab
1121 Highway 74 South
Peachtree City, GA 30269

Scaled Data Report



--- HS — SS

Signify Classified - Internal
Cooper Lighting Solutions Photometric Lab
1121 Highway 74 South
Peachtree City, GA 30269

Scaled Data Report



u

Signify Classified - Internal
Cooper Lighting Solutions Photometric Lab
1121 Highway 74 South
Peachtree City, GA 30269

Scaled Data Report



Signify Classified - Internal
Cooper Lighting Solutions Photometric Lab
1121 Highway 74 South
Peachtree City, GA 30269

Scaled Data Report



(END OF REPORT)